



Sales | Service | Hire



## BRODA SEATING

 Made in Canada




## BRODA Benefits



### Seating Comfort

**The Comfort Tension Seating® system** is a distinguishing feature of Broda seating. The heavy-gauge polyvinyl chloride straps respond to body heat, molding to the user's shape but also have memory retention, meaning they return to their original shape. This prevents hammocking and bottoming out. Being resistant to fluids, fungus and ultraviolet rays enhances their durability. **SHOULD THEY BECOME DAMAGED, IT IS EASY TO REPLACE INDIVIDUAL STRAPS ON-SITE IN MINUTES.** It is preferable to use a cushion over the straps or one of the Broda padding packages which provide support for advanced positioning needs.



### Mobility

Functionality and mobility with a Broda wheelchair can help increase independence. Older hospitalised adults can spend a large portion of their day in bed, even those that are still mobile. This disturbing trend is similar in long-term care. Broda wheelchairs offer a high level of manoeuvrability within the home and outdoor environment helping to **encourage and maintain independence**. Self-propulsion with hands or feet further enable independence. Because wheelchairs increase your tolerance for sitting for longer periods, they subsequently help you spend more time able to **ACTIVELY ENJOY YOUR ENVIRONMENT AND HAVE MORE ENERGY FOR SOCIAL INTERACTION** and daily activities rather than being confined to bed.

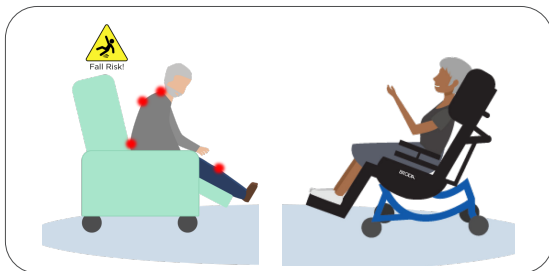


## BRODA Benefits

### Positioning



Bodily position is a key factor in seating comfort and overall well-being. **TO STAY COMFORTABLE OUR BODIES NEED CONTINUOUS READJUSTMENT.** Repositioning throughout the day is critical to everyday care. The dynamic positioning capabilities of Broda include tilt and recline to provide postural support and maintain proper posture, helping the user stay upright and relieve pressure points that commonly appear in other standard comfort chairs. **Correct, stable positioning reduces posture deviations** like scoliosis and kyphosis, distributing weight across a wider area **and also helps caregivers reduce the user's risk of falling.** Lay-flat recline and swing-away arm, leg and shoulder supports help facilitate no-lift transfers.



### Durability



A Broda wheelchair is a long-term investment in your comfort and mobility and you can be confident of a long-lasting, high-quality mobility device. Broda products are **BUILT TO BE DEPENDABLE AND PERFORM IN DEMANDING HEALTHCARE ENVIRONMENTS.** Each component is made to last years with limited maintenance. Mechanisms for tilt and recline, gliding and dynamic rocking work just as smoothly after a decade as when they're new. Designed and manufactured in North America, they use only high-performance durable 16-gauge, powder coated tubular steel. With a 10-year warranty on the frame and 2-year warranty on parts, you know these durable chairs last longer and offer **years of reliable, safe use.**



# BRODA Products

## Positioning



Midline



Vanguard



Synthesis V4



Synthesis V4 Transporter

## Behavioural



Glider



Paediatric Glider

## Mobility



Pedal Rocker



Pedal Chair

## Shower



Shower Commode



Revive Bariatric  
Shower Commode

# BRODA Accessories

## Packages & Configurations



**Acute Care Configuration (ACC)**  
Optimised for Acute Care environments  
Full vinyl wraps - not removable and configured with base frame



**Additional Positioning Padding (APP)**



**Huntington's Special Padding (HSP)**

## Accessories

-  **Arm Supports**
-  **Arm Support Cover**
-  **Swing Away Lower Leg Supports**
-  **Articulating Single Lower Leg Support**
-  **Calf Support Cushion**
-  **Lateral Torso Supports**
-  **Lateral Shoulder Supports**
-  **Long Lower Leg Support Footbox**
-  **Mag Wheels**

## Frame & Upholstery

### Upholstery



### Frames (depends on model)



# BRODA Midline Positioning Wheelchair



The Midline Positioning Wheelchair provides therapeutic pressure relieving comfort and enables better engagement with your environment. It incorporates tilt and recline features and offers easy manoeuvrability to encourage independence. The Midline can be configured to accommodate each individual's needs. The Comfort Tension Seating system provides pressure redistribution and airflow for increased comfort and support. The Midline has various adjustments to ensure an optimised fit, including height adjustable arms, adjustable removable lateral shoulder supports, flip-down foot supports and angle adjustable footplates.

- Broda Comfort Tension Seating
- Powder coated tubular steel frame
- Height adjustable armrests
- Adjustable seat tilt and back recline (with Trendelenburg capability)
- Adjustable wings for upper lateral support
- Single flip-down, angle-adjustable footrest
- Elevating, length adjustable legrest
- Includes headrest, shoulder bolsters, sides, calf, sole, seat and back pads
- Additional Positioning Padding packages available

Tilt and recline provides safe positioning without the use of restraints. Up to 38° tilt and 90° full back recline, including Trendelenburg position. Provides exceptional positioning and support, decreasing postural deviations.



Seat Width	Seat Depth	Seat Height	Tilt	Recline	Warranty	S.W.L.
46   51   56cm	43   46cm	43 - 56cm	38°	90°	2 years	159kg

# BRODA Synthesis V4



The Synthesis Positioning Chair provides the full range of tilt and recline and includes Trendelenburg positioning. The positioning capabilities and unique Broda Comfort Tension Seating further assist in pressure redistribution and air flow which results in increased sitting comfort and support. Ideal for individuals requiring moderate to advanced levels of nursing care and who suffer from severe agitation or involuntary movement.

The Synthesis can be upgraded with the crash-tested transport package for a safe comfortable wheelchair for vehicle travel.

The need for fewer transfers results in better falls prevention and safe patient handling, as well as increasing the overall comfort for the individual & caregiver.

Broda Comfort Tension Seating

Powder coated tubular steel frame

Height adjustable armrests

Adjustable length, articulating & extending legrest

Split flip-down footrest

Angle adjustable footplates

Trendelenburg capable

Includes headrest, shoulder bolsters, sides, calf, sole, seat and back pads

Regulatory Compliance:

EN 12182 | EN ISO 10933-1 | EN ISO 14973

Individuals with severe agitation | involuntary movement  
Require moderate to advanced levels of nursing care  
Accommodates hyperextension  
Change incontinence products without transferring from chair  
Improved posture, breathing, feeding & overall comfort  
Back recline & Trendelenburg for restraint free positioning



Upgrade with WC19 certified transport package for safe and comfortable vehicle travel.

Seat Width	Seat Depth	Back Height	Tilt	Recline	S.W.L.
41   46   51cm	43   47cm	81cm	40°	90°	159kg

# BRODA Vanguard Bariatric



The Vanguard Tilt Recliner is a tilt and recline seating solution designed specifically as a bariatric positioning option.

Designed for individuals up to 272kg requiring long-term care, it includes the option of a concave curved back to accommodate a patient's gluteal shelf. The Broda Comfort Tension Seating system provides pressure redistribution and air flow for increased sitting comfort and support.

The tilt function is foot pump activated and allows for infinite adjustment from 30° posterior to 10° anterior tilt.

An extremely durable and cost effective chair, it addresses many of the issues associated with bariatric care while ensuring ease of use and safe patient handling for the caregiver.

- Broda Comfort Tension Seating
- Powder coated tubular steel frame
- Foot pump operated tilt
- Height adjustable armrests & back height
- Removable, swing-away arms
- Elevating, length adjustable legrest
- Flip down footrest
- Stand-assist handles
- Includes neckrest, side, shoulder, calf, seat and back pads

- Bariatric patient ergonomics
- Equipment size and weight capacity
- Safe patient handling | No Lift
- Improve patient mobility & manoeuvrability
- Cost effective comfort and safety



Seat Width	Seat Depth	Back Height	Tilt	Recline	S.W.L.
61   66   71   76 cm	53   58cm	81 - 102cm (in 5cm increments)	-10° to 30°	45°	272kg



# BRODA Pedal Rocker



The Broda encore pedal rocker increases a patient's independence and mobility as they are able to gently rock themselves and self-propel using their feet. The adjustable seat height ensures proper foot placement.

A rocking feature can be activated by the caregiver to allow agitated individuals to be calmed and soothed through gentle rocking. The rocking tension can be manually adjusted according to the weight or strength of the user. Unique comfort tension seating and adjustable tilt-in-space features provide therapeutic pressure relief and aid in the treatment of pressure ulcers, oedema and assist pain management.

The Unique Comfort Tension Seating system provides therapeutic pressure relief which aids pressure ulcer treatment and pain management. Combined with up to 33° of tilt-in-space, the pedal rocker provides exceptional positioning and support.



- Broda Comfort Tension Seating
- Powder coated tubular steel frame
- Height adjustable seat and armrests
- Rocking function with caregiver lock
- Adjustable rocking tension
- Removable wings
- Includes neckrest, lower side, shoulder, seat & back pads



Seat Width	Seat Depth	Seat Height	Back Height	Tilt	Tilt + Rocking	S.W.L.
46   51cm	43cm	36 - 48cm	81cm	25°	33°	114kg


# BRODA Tranquille Glider



A gentle gliding action creates a calming, soothing effect for agitated individuals. Particularly useful for Alzheimers and dementia patients as the gliding motion provides stimulation for active patients and helps reduce the likelihood of wandering.

The auto-locking glider incorporates a falls prevention mechanism in that it only begins to glide once the resident sits in the chair and automatically stops as the chair is vacated. It also features a caregiver lock to prevent unwanted gliding.

The Glider also features the Broda Comfort Tension Seating which provides long term seating comfort as well as pressure redistribution and accommodates conditions such as kyphosis and lordosis.



The Unique Comfort Tension Seating system provides therapeutic pressure relief which aids pressure ulcer treatment and pain management.

Broda Comfort Tension Seating

Powder coated tubular steel frame

Height adjustable armrests

Auto-locking mechanism

- falls prevention

Caregiver lock

- makes chair stationary

Lumbar support

Side panels, seat pad and back pad



Seat Width	Seat Depth	Seat Height	Back Height	Armrest Height	S.W.L.
51cm	43cm	46cm	66cm (Low-back) 81cm (High-back)	19 - 34cm	113kg

# BRODA Paediatric Glider



For many children, it can be challenging and overwhelming to focus on tasks. Gliding can be an integral part of a child’s sensory needs and it provides a repetitive, soothing motion that helps to calm by allowing for gently controlled movement. Children feel more in control of their environment, aiding in self-regulation, relaxation and focus. The paediatric glider is ideal for children with Autism Spectrum Disorder, developmental delay, ADHD or anxiety. The Broda Comfort Tension Seating contours to the body for an individualised fit. The soft foam padding and supportive design also create a gentle cradling effect for additional comforting.

The gliding action ensures the base remains stationary and stable. The rear caregiver lock makes it possible to disengage the gliding action.



The Unique Comfort Tension Seating system contours to the body to create an individualised fit.

- Padded vinyl seat and back
- Smooth gliding action
- Rear transport wheels
- Caregiver lock
- Comfort Tension Seating
- Provides comfort and vestibular stimulation
- Use in classrooms, multi-sensory or quiet rooms, therapy centres, hospitals or home



	Seat Width	Seat Depth	Seat Height	Back Height	Overall Width	Overall Length	S.W.L.
Medium	36cm	31cm	31cm	51cm	50cm	70cm	91kg
Large	41cm	36cm	36cm	56cm	55cm	75cm	91kg

# BRODA CS 385 Shower Commode



The Revive Tilt and Recline Shower Commode combines superior comfort and versatility with a durable stainless steel frame and components, making it ideal for shower room use.

The tilt and recline feature with fully elevating and length adjustable legrest, allows for positioning to provide thorough, safe bathing, easier hair washing and better access to the abdominal & peri areas.

The height adjustable molded headrest and padded commode seat ensure a high level of patient comfort.

Armrests are swing away and removable for easier transfers and better access to patient during bathing.

- Powder coated stainless steel frame
- Broda tension seating
- Improved patient comfort and security
- Removable, swing away armrests
- Elevating, length adjustable legrest
- Removable padded commode seat
- Bed pan with basket
- 3 total-lock, 1 directional lock stainless castors
- Ideal for infection control conscious environments
- Regulatory Compliance: AS/NZS 3973

The recline and tilt feature uses gas assisted springs, making it easier for the caregiver to adjust the back recline up to 67°.



The tilt function is also gas assisted and the commode can tilt anteriorly up to 10° to assist the patient with standing.

Seat Width	Seat Depth	Seat Height	Back Height	Tilt	Recline	S.W.L.
46   56cm	46cm	62cm	66cm	-10° to 12°	67°	182kg

## TILT AND RECLINE Bariatric Shower Commode



The Revive Bariatric Tilt and Recline Shower Commode combines superior comfort with a durable stainless steel frame and components.

The padded commode seat, comfort tension seating and height adjustable headrest provide enhanced patient comfort with a weight capacity up to 363kg.

The tilt and recline feature combined with the fully elevating legrest and removable armrests provides safe positioning while allowing for thorough bathing and improved ability to wash hair and access to abdominal and peri areas.

The mid-wheel design improves manoeuvrability and prevents lateral drifting for easier transport.

- Powder coated stainless steel frame
- Adjustable back recline and posterior | anterior tilt
- Curved back to accommodate gluteal shelf
- Removable, rotational armrests
- Elevating, length adjustable legrest
- Removable padded commode seat
- 4 total-lock stainless castors
- 2 x 8" locking middle wheels with emergency brake

The infinitely adjustable 65° back recline accommodates positioning needs to allow for safe and thorough bathing and facilitates access to difficult to reach areas.

Posterior tilt improves patient posture, helps redistribute pressure and aids in falls prevention.



Seat Width	Width between armrests	Seat Depth	Seat Height	Overall Width	Tilt	Recline	S.W.L.
68cm	68 - 83cm	53   58cm	53   58cm	83   98cm	-8° to 14°	65°	363kg

## BRODA Acute Care Configuration



The Acute Care Configuration is specifically designed to withstand the rigours of acute care and hospital settings. It is very easy to clean and disinfect, with enhanced infection control features such as fully wrapped seat, back and legrest covers. Because wheelchairs are high-touch surfaces, it is best to clean them often. The ACC Package also enhances the chair's appearance, creating a seamless and professional look.

Applying the ACC Package to the **Synthesis V4**, you create a chair perfect for all care environments with industry leading functionality. The infinitely adjustable seat tilt and back recline combined with swing away removable arms facilitates ease of transfers, accommodating safe patient handling and no-lift programmes.



Enhanced infection control with fully wrapped seat, back and legrest covers.



Easy transfers encourage safe patient handling and no-lift programmes.



Height and width adjustable lateral wings for individualised support.

### ACUTE CARE CONFIGURATION (ACC)

The Acute Care Configuration (ACC) package is available on the Broda Synthesis Wheelchair. The ACC package provides enhanced infection control with fully wrapped seat, back and lower leg support covers, ideal for care environments where infection control is a high priority.



- Full Vinyl Wraps
- Encases access to Comfort Tension Seating
- ABS Lower Leg & Foot Support with Calf & Sole Cushions (not removable; configured with base frame)

## BRODA Padding & Configurations

### ADDITIONAL POSITIONING PADDING (APP)

The Additional Positioning Padding (APP) package is a modular seating system made with high specification foam and covered with 4-way stretch, breathable waterproof fabric. It attaches quickly and securely to Broda wheelchairs and is maintenance free. The APP Package helps optimize individual immersion, alignment and pressure redistribution by working in harmony with the Comfort Tension Seating.




- Contoured Seat & Back Cushion
- Enhanced Head & Shoulder Cushions
- Enhanced Calf & Foot Cushions



### HUNTINGTON'S SPECIAL PADDING (HSP)

Designed for use with Broda's positioning chairs, the Huntington's Special Padding (HSP) package provides enhanced safety and support while helping to prevent patient injury. The HSP supports individuals with Huntington's, Parkinson's, ALS (Lou Gehrig's Disease), Multiple Sclerosis (MS), Alzheimer's and Dementia, and other neurological or movement disorders.

- Long Upper Side Laterals
- Thigh Positioning Belt
- Long Footbox





**HEAD OFFICE (WA)**

21 Tulloch Way  
CANNING VALE WA 6155  
(08) 9456 1661  
info@hospequip.com.au

**VIC OFFICE**

2 Atlantic Drive  
KEYSBOROUGH VIC 3173  
(03) 9580 1055  
vicadmin@hospequip.com.au

**SA OFFICE**

62 Leader Street  
FORESTVILLE SA 5035  
(08) 7225 8720  
sareception@hospequip.com.au

**QLD OFFICE**

2/33 Doherty Street  
BRENDAL QLD 4500  
(07) 3448 9243  
qldadmin@hospequip.com.au

**NSW OFFICE**

1 Garigal Road  
BELROSE NSW 2085  
1300 467 737  
nswadmin@hospequip.com.au

[www.hospequip.com.au](http://www.hospequip.com.au)

Registered NDIS Provider

