

INVACARE ISA Stand Assist

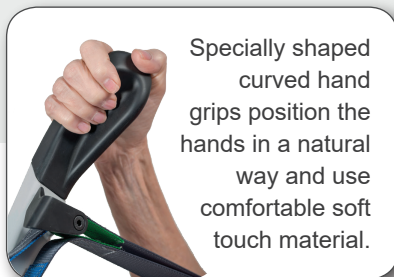


The ISA stand assist lifter is designed to support transfers for people with some weight bearing ability but who are unable to stand unaided. The intuitive design enables family members and carers to easily affect an efficient lift, while the flexible adjustments allow for adaptation to the needs of a wider range of body types without compromising on the ergonomic function.

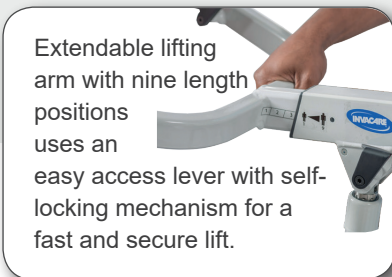
New ergonomic design features, such as more naturally shaped hand grips assist those with limited dexterity while the wide range of settings for the lower leg support comfortably accommodates many different leg lengths. The extendable lifting arm can easily be set according to the body shape and height required and this makes the ISA a practical choice for Community or Residential Care settings where it may be used for multiple people.

- Flexible adjustments
- Adapts to wide range of body types
- Ergonomic design for user and carer
- Easily dismantled without tools
- Ergonomic push bar shape
- Anti-slip foot pedal

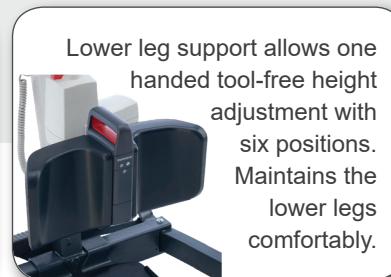
- Curved legs for easy manoeuvring around chairs and toilet bases
- Flexible secure sling hooks
- Two stand assist sling options
- Leg band option for improved stability
- Footplates for shorter or taller individuals



Specially shaped curved hand grips position the hands in a natural way and use comfortable soft touch material.



Extendable lifting arm with nine length positions uses an easy access lever with self-locking mechanism for a fast and secure lift.



Lower leg support allows one handed tool-free height adjustment with six positions. Maintains the lower legs comfortably.

	Base Width	Base Length	Max Leg Spread	Castor Size (Front Rear)	Lifting Range	Product Weight	Warranty	S.W.L.
Compact	53.5cm	92.5cm	73.5cm	10cm 10cm	50.5 - 67.5cm	43kg	5 year - frame 2 year - handset 1 year - battery	140kg
XPlus	64cm	128cm	102cm	10cm 12.5cm	50.5 - 67.5cm	52kg		200kg